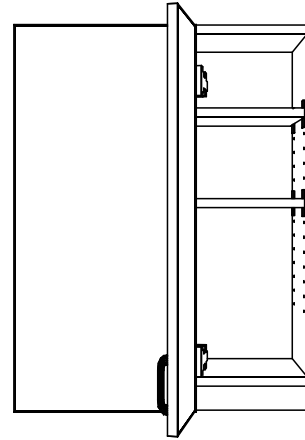
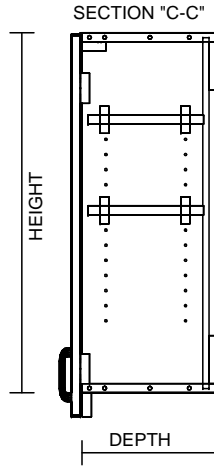
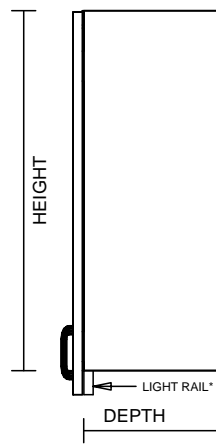
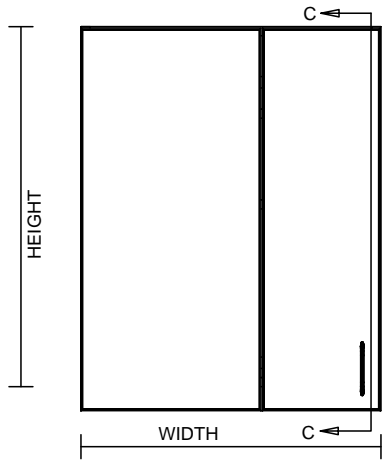


HANGING RAIL OPTION
 ANGLED WALL CLEAT

ANGLED WALL CLEAT IS SHIPPED LOOSE IN 8' LENGTHS. TRIMMED TO LENGTH AND INSTALLED IN FIELD.



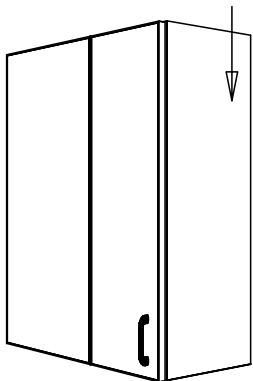
TYPICAL SPECIFICATIONS:

MIN WIDTH - 26.125"
 MAX WIDTH - 48"

MIN HEIGHT - 12"
 MAX HEIGHT - 48"

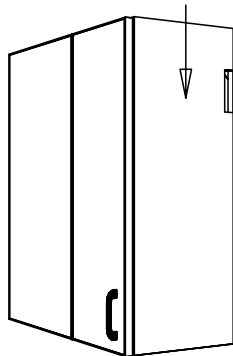
MIN DEPTH - 9"
 MAX DEPTH - 24"

FINISHED END TYP.



*LIGHT RAILS SHIP LOOSE IN 8' LENGTHS. TRIMMED TO LENGTH AND INSTALLED IN FIELD.

HANGING RAIL UNFINISHED END TYP.



LIGHT RAIL UNFINISHED END

